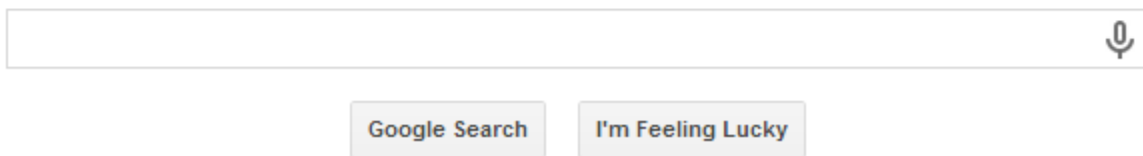
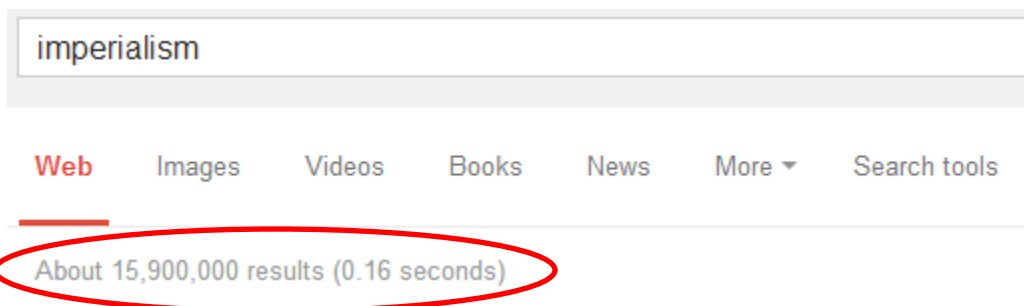


Google – Search Techniques

1. Go to [Google](#)
 - a. This is the simple search engine

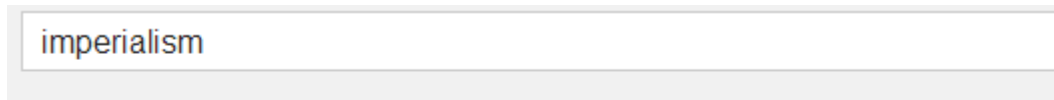


2. Type in your search query.
 - a. For our example we will use “imperialism”
3. Google returns the following information
 - a. There were about 15,900,000 Results

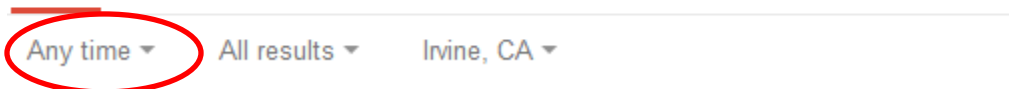



4. Here is what is important to note... There are some features that ONLY appear after you put in your search.

a. Search Tools appears under the search field



b. Click on Search Tools and sub menu appears

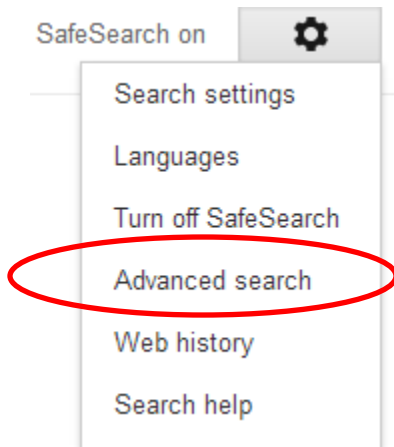


c. **"Any Time"** allows you to set up your search for a specific time range.

5. The Option Wheel Appears – It is located at the Far Right.



6. Select the Option Wheel and a context menu appears



This ends this part of the Google Tutorial. The Next Tutorial deals with Advanced Search and how to use it effectively.